



Life Orientation: Life Skills

NQF 2

TVET FIRST

NQF LEVEL

2

Third Edition

Student's Book

Life Orientation

Life Skills



A Thorne

Volunteer in a community project

Module 13

2

[*see terms and conditions](#)

TVET FIRST NCV



Think about it...



- Why should people **volunteer** to help in a community?
- Are you born with **teamwork** & **leadership skills**, or can these be developed?
- Why is it good *not to be paid* for everything you do for others?

Unit 13.1

Volunteering in the community

What is a **volunteer**?

- Someone who:
 - ❖ **Helps** others
 - ❖ Isn't paid
 - ❖ Isn't forced to help
 - ❖ Wants to make a **difference**.



Figure 13.1: Volunteers can be any age and can work in projects that suit their personalities

The need for & importance of community volunteering

Table 13.1: Benefits that volunteers bring to a community

| Benefits | Description |
|----------|--|
| Workload | They can immediately reduce someone's workload in terms of manual labour, administration, organisation & service delivery. |
| Energy | They bring interest, enthusiasm, energy, skills & talents into the project. |
| Goodwill | They spread goodwill, such as kindness, friendliness, helpfulness, generosity & caring. |
| Ideas | Because they are more objective, they may produce new ideas, good advice & fresh solutions. |
| Links | They form a link between benefactors and beneficiaries, & may bring with them new service providers. |

The need for & importance of community volunteering

Table 13.1: Benefits that volunteers bring to a community

| Benefits | Description |
|-----------------------|---|
| Programme development | They help to develop programmes, improve existing ones, or get programmes started up again. |
| Involvement | Their presence encourages others to become involved in the betterment of the community. |
| Feedback | Because they are objective and aren't paid, they can more easily give constructive feedback & assessment. |
| Community spirit | The project strengthens bonds within a community & may revive community spirit. |
| Funds | They may help to raise funds for the project. |

TVET FIRST

NQF LEVEL

2




Third Edition

Student's Book

Life Orientation

Life Skills



A Thorne

Learning activity 13.1

Module 13

Test your knowledge of this section – and evaluate your strengths for volunteering – by completing Learning activity 13.1 in your *Student's Book*.

NQF LEVEL

2

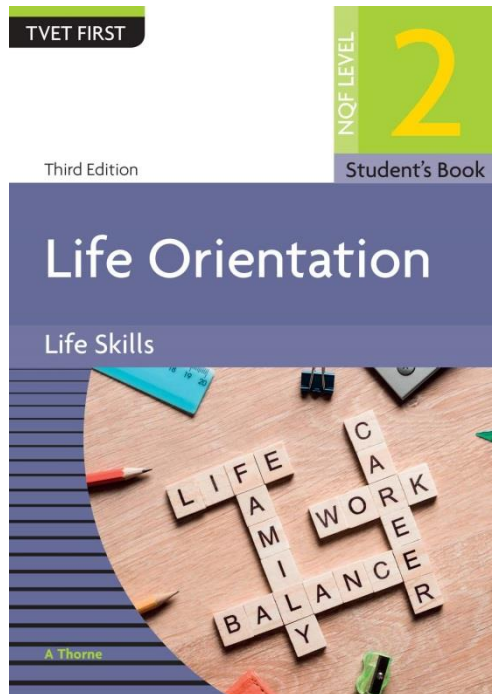
Volunteer community projects

- Community project = plan to **improve lives, conditions** and/or the **environment** of a specific community
- Community needs to be **informed & involved.**



Figure 13.2: Volunteers don't have to belong to a specific community in order to do good there

Volunteer community projects



- Refer to **Table 13.2** in your *Student's Book* to see examples of projects where people can volunteer.

TVET FIRST

NQF LEVEL

2




Third Edition

Student's Book

Life Orientation

Life Skills



A Thorne

Learning activity 13.2

Module 13

Test your knowledge of this section – and start thinking about an appropriate volunteer project – by completing Learning activity 13.2 in your *Student's Book*.

NQF LEVEL

2

Unit 13.2

Teamwork & leadership skills

Teams & leaders

- Team = group working together to **achieve a goal**.
- Leader = coordinator, **decision-maker**, implementer.

T
E
A
M

TOGETHER
EVERYONE
ACHIEVES
MORE

Leadership skills

- Take **ownership** of the project
- Get your plans **approved**
- Assign **responsibilities**
- Give **training**.



Leadership skills

- Earn respect, **stay impartial** & be sensitive
- Be available & **supportive**, & handle discipline well
- Give **constructive** feedback.





TVET FIRST



Click here to play this video.

NOF LEVEL

2

TVET FIRST NCV

TVET FIRST

NQF LEVEL

2




Third Edition

Student's Book

Life Orientation

Life Skills



A Thorne

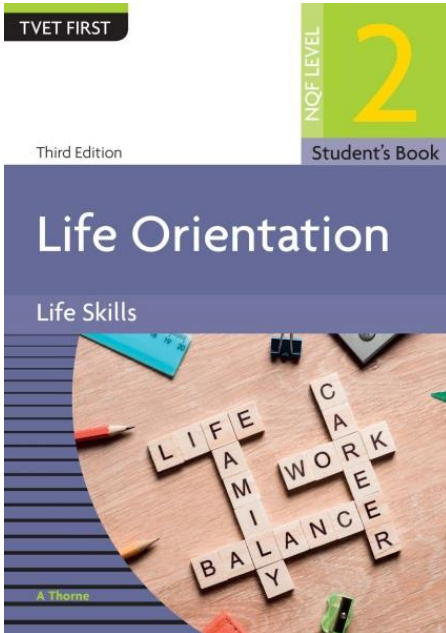
Learning activity 13.3

Module 13

Test your knowledge of this unit – and finalise your community volunteer project – by completing Learning activity 13.3 in your *Student's Book*.

NQF LEVEL

2



Portfolio task 5

Module 13

Complete Portfolio task 5 in your *Student's Book*. This is a formal project.

2



Terms and conditions

These PowerPoint slides are a tool for lecturers,
and as such:

**YOU MAY add content to the slides, delete content from the slides,
print out the slides, and save the slides onto your computer or
server.**

**YOU MAY NOT resell, reproduce or redistribute the content in any
form whatsoever, without prior written permission from the
copyright holder.**

© Troupant Publishers (Pty) Ltd, 2017

Selected images used under licence from Shutterstock.com

2