


0000000000



# higher education & training

---

Department:  
Higher Education and Training  
**REPUBLIC OF SOUTH AFRICA**

T560(E)(J29)T  
**AUGUST EXAMINATION**  
**NATIONAL CERTIFICATE**  
**ENGINEERING SCIENCE N2**

(15070402)

**29 July 2014 (Y-Paper)**  
**13:00–16:00**

**This question paper consists of 8 pages and 1 formula sheet.**

**DEPARTMENT OF HIGHER EDUCATION AND TRAINING**  
**REPUBLIC OF SOUTH AFRICA**  
 NATIONAL CERTIFICATE  
 ENGINEERING SCIENCE N2  
 TIME: 3 HOURS  
 MARKS: 100

---

**INSTRUCTIONS AND INFORMATION**

1. Answer ALL the questions.
  2. Read ALL the questions carefully.
  3. Number the answers according to the numbering system used in this question paper.
  4. ALL the calculations should consist of at least the following THREE steps:
    - (a) The formula used or the manipulation thereof
    - (b) The substitution of the given data in the formula
    - (c) The answer together with the correct SI unit
  5. The following values MUST be used in this question paper, whenever applicable:
 

Gravitational acceleration	= 9,8 m/s <sup>2</sup>
Atmospheric pressure	= 101,3 kPa
Heat value of petrol	= 25 MJ/kg
Heat value of coal	= 30 MJ/kg
Density of water	= 1 000 kg/m <sup>3</sup>
Specific heat capacity of water	= 4 187 J/kg °C
Specific heat capacity of steam	= 2 100 J/kg °C
Specific heat capacity of steel	= 500 J/kg °C
Specific heat capacity of copper	= 390 J/kg °C
Specific heat capacity of aluminium	= 900 J/kg °C
Linear coefficient of expansion of steel	= 0,000 012/°C
Linear coefficient of expansion of copper	= 0,000 023/°C
Linear coefficient of expansion of aluminium	= 0,000 017/°C
Resistivity of steel at 20 °C	= 0,000 000 155 Ωm
Resistivity of copper at 20 °C	= 0,000 000 018 Ωm
Resistivity of aluminium at 20 °C	= 0,000 000 028 Ωm
  6. Rule off after each question.
  7. Drawing instruments MUST be used for all the drawings.
  8. Subsections of questions must be kept together.
  9. Write neatly and legibly.
-

**QUESTION 1: DYNAMICS**

1.1 Define the following terms:

1.1.1 Velocity (2)

1.1.2 Acceleration (2)

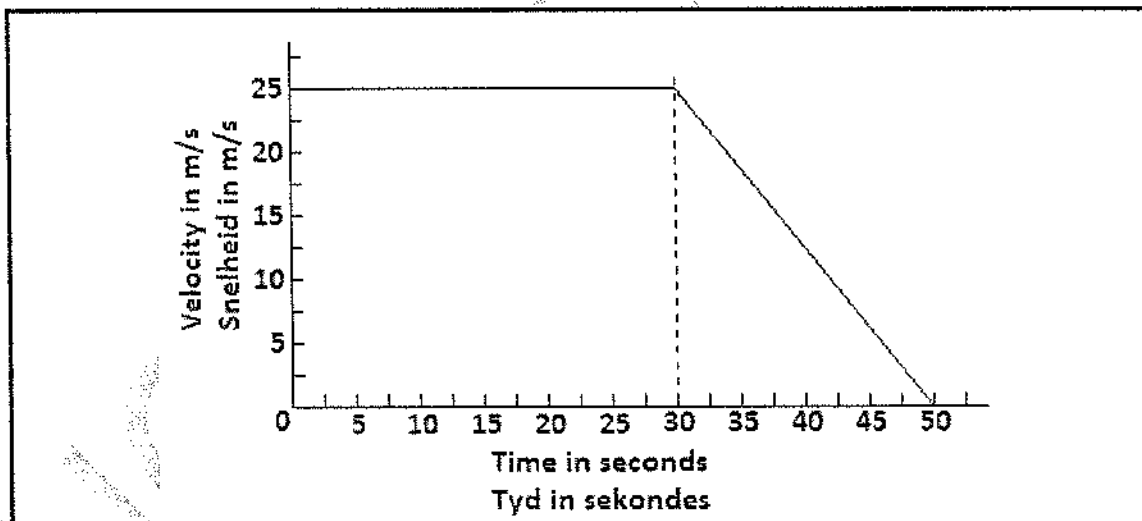
1.2 The graph in FIGURE 1 below represents the velocity/time graph of a train travelling at a constant velocity and then decelerating.

Determine from the graph in FIGURE 1:

1.2.1 The deceleration of the train (2)

1.2.2 The total displacement of the train (3)

1.2.3 The average velocity of the train (2)



**FIGURE 1**

1.3. The maximum deceleration of a car is  $15 \text{ m/s}^2$ . If the car is travelling at  $200 \text{ km/h}$ , calculate:

1.3.1 The time it will take for the car to come to rest (2)

1.3.2 The absolute minimum distance needed for the car to stop (2)

[15]

**QUESTION 2: STATICS**

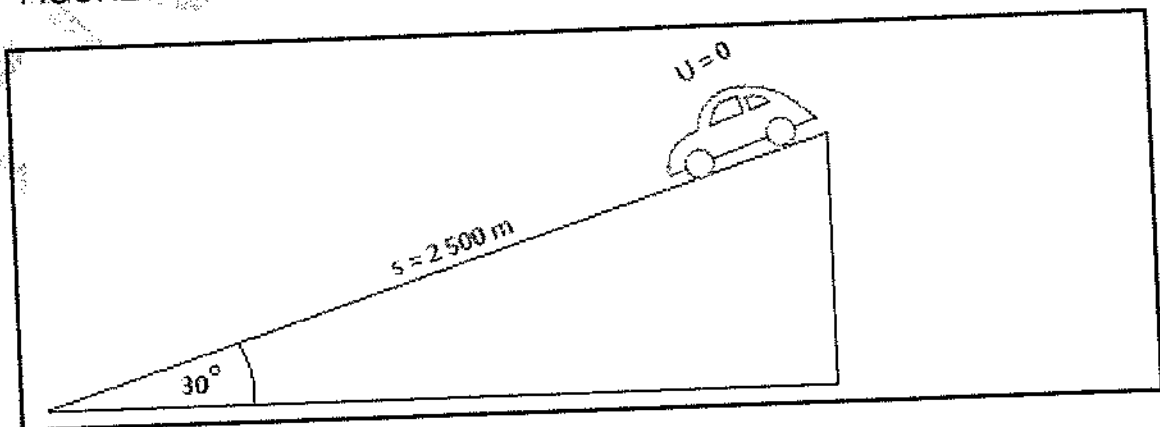
- 2.1 A light horizontal beam is 15 m long and is supported at the left end and 3 m from the right end.  
The beam carries the following point loads:

120 N 2 m from the left-hand end  
80 N 5 m from the left-hand end  
90 N at the right-hand end

- 2.1.1 Make a neat line sketch of the beam and clearly show all its dimensions and loads. (2)
- 2.1.2 Calculate the reactions of both points of support by taking moments about both supports. (Ignore the weight of the beam.) (6)
- 2.1.3 Check the answer by balancing upward and downward forces. (1)
- 2.2 A force of 200 N acts at  $30^\circ$  to the horizontal.  
Calculate the vertical component of the 200 N force. (1)  
[10]

**QUESTION 3: ENERGY AND MOMENTUM**

- 3.1 Define the following:
- 3.1.1 Potential energy (2)
- 3.1.2 The law of conservation of energy (2)
- 3.2 A car with a mass of 1 600 kg is parked on an incline which makes an angle of  $30^\circ$  with the horizontal. The length of the slope is 2 500 m as indicated in FIGURE 2.

**FIGURE 2**

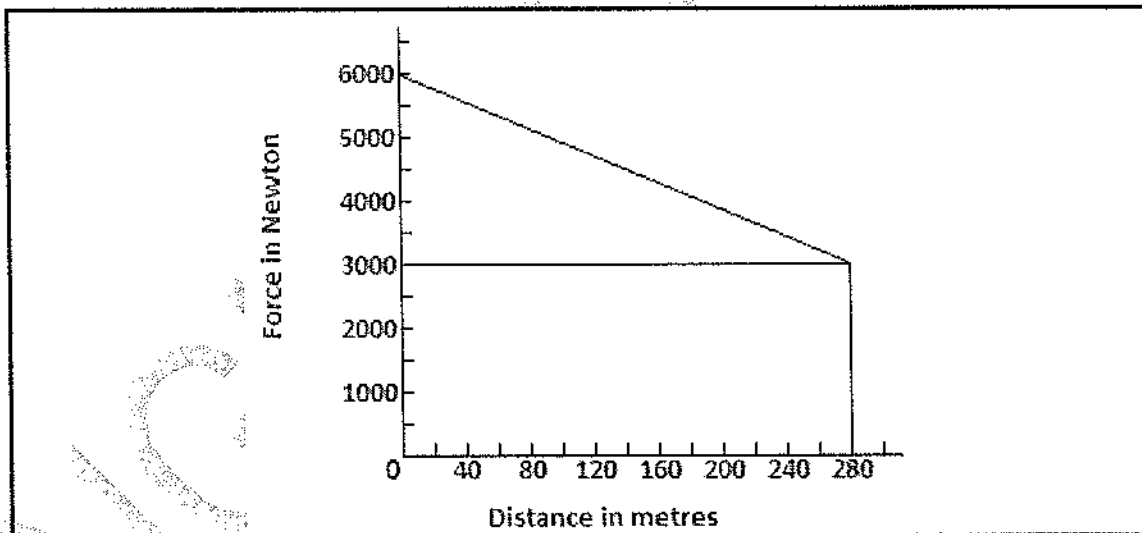
Calculate the following:

- 3.2.1 The potential energy of the car at the top of the slope (2)
- 3.2.2 The kinetic energy of the car at the bottom of the slope if it runs down the slope (ignore any friction) (1)

[7]

#### QUESTION 4: WORK DONE (POWER AND EFFICIENCY)

- 4.1 Define the term *work*. (2)
- 4.2 The graph in FIGURE 3 below represents a uniformly varying force against distance, which is obtained when a steel block is hoisted by a 280 m long cable that is wound onto a drum at the top. The force axis represents the force in the cable at the top where it touches the drum and the distance axis represents the length of the cable already wound onto the drum.



(2)

FIGURE 3

Determine by making use of FIGURE 3 above:

- 4.2.1 The weight of the cable per metre length (1)
- 4.2.2 The work done in winding the total length of cable with the steel block attached to the end of the cable (3)
- 4.2.3 The power applied when the end of the cable is 100 m away from the drum and the velocity is 6 m/s
- 4.3 Calculate the effective force on a torque wrench if the torque is 800 Nm and the length of the handle from the turning point is 600 mm. (2)

[10]

**QUESTION 5: MECHANICAL DRIVES AND LIFTING MACHINES**

- 5.1 Name TWO types of mechanical drive transfers. (2)
- 5.2 State TWO methods of reducing belt slip. (2)
- 5.3 Name TWO advantages of gear drives over belt drives. (2)
- 5.4 The tension ratio of the tight side force to the slack side force of a belt drive is 3 : 1. The force in the slack side is 300 N. The belt speed is 35 m/s.  
Calculate the following:
- 5.4.1 The tight side force in the belt (2)
- 5.4.2 The power transmitted by the belt (2)
- 5.5 A chain drive has a driving pulley with 20 teeth and a driven pulley with 60 teeth. The rotational frequency of the driving pulley is 20 r/s.
- 5.5.1 Calculate the speed of the driven pulley. (3)
- 5.5.2 Calculate the speed ratio of the gears. (2)
- 5.6 Define the unit *pascal*. (2)

**[17]****QUESTION 6: FRICTION**

- 6.1 State THREE methods of reducing friction. (3)
- 6.2 A block with a weight of 600 N is positioned on an incline  $12^\circ$  to the horizontal. The friction force is 95 N.  
Calculate the following:
- 6.2.1 The parallel weight component (force in line with plane) (2)
- 6.2.2 The perpendicular weight component (force perpendicular with plane) (2)
- 6.2.3 The smallest force required to pull the block up the incline (3)

**[10]**

**QUESTION 7: HEAT**

- 7.1 Define the *specific heat capacity* of a substance. (2)
- 7.2 The following data refers to an aluminium rod, 2 m in length, being heated by burning coal:
- |   |           |
|---|-----------|
| Initial temperature of the rod            | = 25 °C   |
| Mass of the coal burned                   | = 0,75 kg |
| Percentage of heat transferred to the rod | = 40%     |
| Mass of the rod                           | = 10 kg   |
- Calculate the following:
- 7.2.1 The amount of heat energy released by the coal. (2)
- 7.2.2 The heat energy transferred to the rod (2)
- 7.2.3 The final temperature of the rod (2)
- 7.2.4 The final length of the rod. (2)
- 7.3 State ONE advantage of steam. (1)

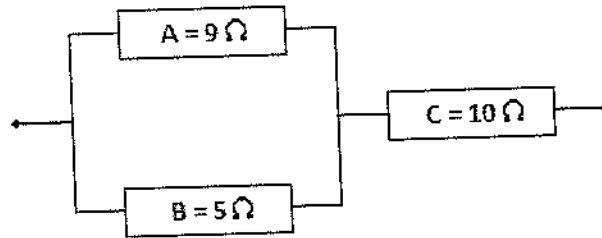
**[11]****QUESTION 8: PARTICLE STRUCTURE OF MATTER**

- 8.1 Name the electric charge on each of the following sub-atomic particles:
- 8.1.1 Proton
- 8.1.2 Neutron
- 8.1.3 Electron (3 x 1) (3)
- 8.2 What is an *electrolyte*? (1)
- 8.3 Define the term *electroplating*. (1)
- 8.4 Give TWO reasons for the electroplating of objects. (2)

**[7]**

**QUESTION 9: ELECTRICITY**

- 9.1 State FOUR factors that influence the resistance of a conductor. (2)
- 9.2 Answer the following questions by referring to FIGURE 4 below.

**FIGURE 4**

- 9.2.1 If resistor A is removed, will the total resistance of the connection increase or decrease? (1)
- 9.2.2 Calculate the total resistance of the connections (all three resistors). (3)
- 9.3 Calculate the total resistance in a copper conductor with a diameter of 15 mm and a length of 5 500 m at 20 °C. (3)
- 9.4 Make a neat, labelled drawing of an apparatus that may be used to demonstrate electromagnetic induction. (3)
- 9.5 Give ONE example where electromagnetic induction is used in practice. (1)

**[13]****TOTAL: 100**



## FORMULA SHEET

All the formulae needed are not necessarily included.  
Any applicable formula may also be used.

$$w = m \cdot g$$

$$W = F \cdot s$$

$$P = \frac{W}{t}$$

$$\eta = \frac{\text{Output}}{\text{Input}} \cdot 100\%$$

$$\eta = \frac{\text{Uitset}}{\text{Inset}} \cdot 100\%$$

$$\mu = \frac{F_{\mu}}{N_R}$$

$$\mu = \tan \Phi$$

$$F_T = F_{\mu} \dots \begin{array}{l} \text{horizontal} \\ \text{horizontaal} \end{array} \dots a = 0$$

$$F_S = w \sin \theta$$

$$F_C = w \cos \theta$$

$$F_T = F_{\mu} \pm F_S \dots a = 0$$

$$F_e = T_1 - T_2$$

$$\frac{T_1}{T_2} = \begin{array}{l} \text{tension ratio} \\ \text{spanningsverhouding} \end{array}$$

$$P = F_e \cdot v$$

$$v = \pi \cdot d \cdot n$$

$$n = \frac{N}{60}$$

$$N_A \cdot T_A = N_B \cdot T_B$$

$$SV = \frac{N_A}{N_Z} = VR$$

$$E_p = m \cdot g \cdot h$$

$$E_K = \frac{1}{2} \cdot m \cdot v^2$$

$$E_T = E_p + E_K$$

$$HV = \frac{L}{E} = MA$$

$$VV = \frac{S_E}{S_L} = DR$$

$$\frac{HV}{VV} \cdot 100\% = \eta = \frac{MA}{DR} \cdot 100\%$$

$$VV = \frac{2D}{(d_1 - d_2)} = DR$$

$$VV = \frac{2D}{(D - d)} = DR$$

$$Q = m \cdot c \cdot \Delta t$$

$$m \cdot w \cdot w = Q = m \cdot h \cdot v$$

$$P = \frac{Q}{t}$$

$$\Delta l = l_o \cdot \alpha \cdot \Delta t$$

$$l_f = l_o \pm \Delta l$$

$$1 \text{ m/s} = 3,6 \text{ km/h}$$

$$s = ut + \frac{1}{2} \cdot a \cdot t^2$$

$$v = u + a \cdot t$$

$$v^2 = u^2 + 2as$$

$$\Sigma \uparrow F = \Sigma \downarrow F$$

$$\Sigma \downarrow M = \Sigma \uparrow M$$

$$P_{ABS} = P_{ATM} + P_{MET}$$

$$p = \Delta g \cdot h$$

$$\frac{1}{R_{PAR}} = \frac{1}{R_1} + \frac{1}{R_2} + \dots + \frac{1}{R_n}$$

$$R_{SER} = R_1 + R_2 + \dots + R_n$$

$$R = \frac{\rho \cdot l}{a}$$